
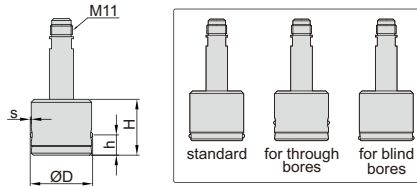




BORE PLUG GAGE



SPECIFICATION OF PROBE

		(mm)								
Range		2-3	3.1-4	4.1-6	6.1-9	9.1-12	12.1-20	20.1-40	40.1-60	60.1-130
Travel of point (s)		0.15	0.15	0.15	0.2	0.2	0.2	0.2	0.2	0.2
Height of point (h)	standard	1	1.5	1.5	2.5	2.5	2.5	3.5	3.5	4
	for through bores	—	6	6	6	10	10	10	10	10
	for blind bores	0.7	1	1	1	1	1	1.2	1.2	1.2
Height of probe (H)		17.5	26	10	15	15	15	20	28	33
Repeatability (µm)		1	1	1	0.5	0.5	0.5	0.5	0.5	1

PROBE

Code	Type
4653-A□□□□	standard, non chrome plated
4653-B□□□□	for through bores, non chrome plated
4653-C□□□□	for blind bores, non chrome plated
4653-D□□□□	standard, chrome plated
4653-E□□□□	for through bores, chrome plated
4653-F□□□□	for blind bores, chrome plated



Ordering examples: (mm)

Code	Type	Range
4653-A30D6H7 *	standard, non chrome plated	30.6H7
4653-E18D2H8 *	for through bores, chrome plated	18.2H8

* "D" stands for "."

DEPTH STOP

Code	Applicable for probe
4653-G□□□□	3.0-60mm

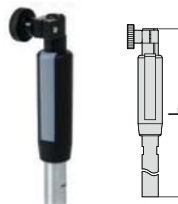
Ordering example: (mm)

Code	Applicable for probe
4653-G22H7	22H7



HANDLE (mm)

Code	Length (L)
4653-150	45
4653-1105	105
4653-1235	235



SETTING RING

Code
6312-□□□□□

